

Plane News

March 2015
From the President



PRESIDENT'S MESSAGE

Don't Hide Your Light Under a Bushel Basket

There are a couple of traits that are pretty common among many of the woodworkers I meet which I find interesting. Some of them are reluctant to show you their work, seemingly ashamed of it, when in fact their pieces are exquisitely crafted. The second, and even more widespread, trait is that when showing their work the woodworker usually begins their description by pointing out the flaws and mistakes they've made, even though no one would notice them unless they examined the article very, very carefully. We

see this at most every WOCO Member Showcase.

Martha Graham, the famous choreographer and innovator of modern dance, once wrote something very applicable here. She wrote "There is a vitality, a life force, an energy, a quickening that is translated through you into action, and because there is only one of you in all of time, this expression is unique. And if you block it, it will never exist through any other medium and it will be lost. The world will not have it. It is not your business to determine how good it is nor how valuable nor how it compares with other expressions. It is your business to keep it yours clearly and directly ..."

At the recent Woodworking Show Jim Heavey of WOOD Magazine talked along the same lines about woodworkers sharing their projects with the world and about never apologizing for anything

we've built. He always encourages woodworkers to be creative, to show their work to others and to be proud of their creativity. He cautions us to quit obsessing over the little mistakes we make and to quit apologizing when a project isn't absolutely perfect.

There are lessons to be learned here. Be proud of your work – whether a reproduction Federal table, or a simple child's toy. What you build is uniquely yours, a product of your own creativity and craftsmanship. No one ever can exactly duplicate what you have done. And don't worry about what others may think. The only opinion that matters is yours. Finally, recognize that woodworking is not a perfect science or craft, that errors are inevitable and in no way lessen the value of what you have created.

We've all heard the phrase "Don't hide your light under a bushel basket." Never be afraid to show your skills and talents. Use them whenever you can both for your enjoyment and satisfaction and for that of others.

(Thanks to Don Davis for the idea for this article and for references to Graham and Heavey)

Mike Quinn

WOCO

2104 – 2015 Meetings and Programs

I've made every effort to respond to the majority of WOCO members who have repeatedly asked that most of our meeting programs be of a specific nature. Members have asked that the meetings feature more of our own members, who are highly skilled and experienced in many aspects of woodworking. They would like to see meeting topics that are not only educational and informative, but are also very practical and useful to most woodworkers in the workshop.

Consequently and after a little arm twisting, I am happy to report that I have been able to get six WOCO members and three outside members to agree to do a presentation on eleven different woodworking topics for the upcoming 2014-2015 series of meetings. Some of these will be live talks where the presenter is actually able to bring in their tools or equipment to demonstrate a particular woodworking skill or technique. Others, because of the topic and need to have an outfitted shop, I have arranged to go to their shop (or in some cases, use the well-equipped shop of Dan Martin) and make a video (Cecil B. Demille...move aside) with them discussing in full detail plans, measurements, specific related tools and various techniques used to build a specific project and technologically visually illustrate their presentation. Needless to say, the presenters will make themselves available at the meeting for any question and answers that may follow. So, in light of having a complete woodworking shop and every tool or piece of equipment in our meeting hall that one might need to adequately demonstrate or use for their presentation, I hope you would agree that for all practical purposes, recording them in their own shop and using the necessary tools will prove to be a good alternative. Further, and even more importantly – making a video in the comfort of one's own or familiar shop and use of your own tools is a lot less stressful and makes for a better use of time. It is certainly my hope that you will all agree.

Finally, I also want to extend my sincere appreciation to Dan Martin for the countless hours of time he has spent editing the various videos on his computer as well as his help selecting and assembling the presentations:

2015

March 14:

“Different Fasteners for Various Uses” – Mike Reckers, GM and Marketing Director, McFeelys

Mike has agreed to come and talk about the huge selection of screws and fasteners available today by a variety of manufacturers and discuss their intended use and benefits in wood and other materials.

“Marquetry Basics”- Donna Hill

Learn how to embellish your woodworking projects by learning the techniques of marquetry.

May 9:

“What's New in Woodworking” – Scott Phillips

Thanks to the good efforts and persuasion of John Herrel, long time TV host of The American Woodworker, Scott Phillips has agreed to share with us the tools and methods he uses in making his woodworking projects.

Gary Warchock

ELECTION OF OFFICERS

At the March meeting we will elect officers to lead WOCO for the Club Years July 1, 2015 through June 30, 2017. Per the Constitution you have already been notified of the slate of officers put forth by the Nominating Committee. Thanks to Chuck Murray, Mike McIntee and Dean Posekany for serving on this committee.

Since more than one person has been nominated for Vice President we will conduct a secret ballot election at the meeting. The names of the single nominees for the offices of President and Treasurer and the two candidates for Vice President will be listed on the ballot. Also at the meeting, per the Constitution, nominations for all three offices may be made from the floor. A blank space is provided on the ballot to write in the name of any other nominated candidate.

At the meeting each dues paying member will be provided with a ballot. You may vote for any candidate nominated by the Committee or write in the name of one nominated from the floor. The only acceptable write in candidates are those who have been nominated from the floor and who have agreed to serve if elected. If any other person's name is written in, that ballot for the office in question will be disqualified.

After voting, fold your ballot in half and pass it to the center for collection. Votes will be tallied and the results announced later in the meeting.

CANDIDATE INFORMATION

Following are brief comments from each of the candidates.

For President – Dan Martin



“I have been a member of the Club since around 1985. At another time I served the Club as Vice President. I am currently serving as Vice President. My interest in woodworking have been from building my woodshop, adding onto my house to currently building a dollhouse for my granddaughter. I have recently built an oak bunk bed for my grandkids and I have plans to build a dining room table for my daughter. My shop is going to be featured in America's Best Home Wood Shops by WOOD magazine in May.”

For Vice President - Karl Hans



“I joined WOCO in 2011. Retired in 2012 and took over coordinating our participation at the Woodworking Show soon after. Began volunteering at the Furniture Bank in the fall of 2012 and have been WOCO Activities Chairman since 2013.

My primary woodworking interests are furniture, Windsor chairs, and restoring and using vintage hand tools. Currently working on a Dutch pull out dining table in walnut. Taught industrial arts and technology education before spending 30 years in educational publishing.”

[Rest of Officer Candidates are listed on next page.](#)

ELECTION OF OFFICERS (Continued)

For Vice President – Don Wood



“I am 72, married to Anne Marie, and live in Galena. I have been a member of WOCO for about 5 years and active in the Delaware Group the last couple of years. I am basically a hand tool worker with an interest in older tools.”

For Treasurer – Mike Ware



“I have been a member of WOCO since 2004 and have served as Treasurer for the last six years. I have been doing woodworking projects for as long as I can remember. Currently I am working on completing and organizing my new woodshop in my basement. I enjoy working in various forms of woodworking, including cabinetmaking, turning and learning to use my CNC router. Before retiring two years ago I worked in the IT field for forty-five years so the CNC router is a great combination for someone who enjoys working with both computers and wood. If re-elected I look forward to continuing to serve as your WOCO Treasurer.”

FISHER HOUSE NEEDS AUCTION ITEM DONATIONS


We received a letter from Fisher House at Wright Patterson AFB requesting donations of auction items for their annual fundraiser to be held on April 25, 2015 at the Air Force Museum in Dayton. Fisher House provides housing, comfort and support to wounded, injured and ill military members and their families as they seek medical treatment at Wright-Patt Medical Center. As you know, WOCO has provided Christmas toys to Fisher House for many years.

If you would like to donate an item for auction, please contact Jill Belarmino at 937-204-5334 or jill-belarmino@gmail.com. All donations are tax deductible (Tax Exempt ID number 31-1313382). To learn more about Fisher House visit their website www.FNHI.org.

TIP FROM DAN MARTIN



If you are looking for a good way to store hand screw clamps? Make a storage rack and store and use clamps without adjusting. I like this because I pick the clamp that is closest to the size I need at the time of use. All you have to do is drill holes for the handles slightly larger than the handles in a 2" x 6". Then put some spacer strips on the back of the 2 x then mount a 1/4" sheet to the back of the spacer strips.

When completed mount to wall.



WOODWORKING TIP FROM DAN MARTIN

I have made up some fixtures for my two belt sanders. One is for 2" belt sander and the other is for a 1" belt sander. The two angle fixtures I have made up so far are 45 degree and 90 degree. The belt sanders do not have a miter groove on the tables. But I would choose to use the fixtures anyway because they do not need adjusted and are right on every time.



Furniture Bank of Central Ohio

We continue to volunteer at the Furniture Bank building furniture on Tuesdays and Wednesdays. A recent reduction in funding from a major donor has put financial pressure on the Furniture Bank. Because of this they have had to eliminate the production of furniture at the Marion Correctional Institution. All of the materials and supplies are in the process of being returned to Columbus from Marion.

Loss of this volume from Marion places more of a burden on the Columbus operation. Certainly we cannot replace the lost production entirely but we need to increase our output as much as possible within the tight budget constraints placed on the FB woodshop. If you've been thinking about volunteering, now is a good time to start. Contact Lou Gatch (luegnoway@aol.com) or Mike Quinn (mikequinn@columbus.rr.com) for more information or just come to the Furniture Bank, 118 S. Yale Ave., Columbus any Tuesday or Wednesday around 9AM.

NATIONWIDE HOSPITAL

The Cutouts Group is in full steam as we consistently meet our goal of at least 200 cutouts each month. Thanks to all who participate.

Cutouts are small articles, generally about 6"x6"x3/4", made in various shapes which the children who are patients at the hospital decorate with paints, crayons or markers. This is a fun activity which the children really enjoy. If you'd like to participate either regularly or once in a while, contact Mike Quinn (mikequinn@columbus.rr.com) for more information.

Uploading Pictures to New Web Site

If members want to upload pictures to the new web site, send them to John Herrel at jherrel@insight.rr.com.

He will place them on the web site.



PROFILE OF RON GRADY

Ron Grady, a WOCO member since the 80's. I was introduced to the club by Bert Stimmel (my boss at Saeger Buick). He also got me into COW (Central Ohio Woodturners). I'm a 1971 graduate of Walnut Ridge High School, where I took a summer school class – voluntarily, in woodworking just for the extra use of the shop equipment.

After high school, I joined the Army, where I was trained as a wheel vehicle mechanic. After the Army I worked at several different jobs, meeting my wife, Karen at one of them. I decided to use my GI benefits to continue my education, and received my Associates Degree in Aviation Maintenance at Columbus State.

I stayed with the automotive field and was a mechanic for the next twenty years. Throughout that time I started my wood working hobby in earnest and begun to collect the machinery and tools to progress the hobby to the point where I quit the mechanic business and started my “partial” retirement and woodworking business based out of my garage.

I really enjoy the wide variety of woodworking that my clients request. I'm thankful to WoodWerks, Rockler and Woodcraft for their many customer referrals. I have several repeating clients and well as many one-time folks who just need a piece of wood cut, a hole drilled, a chair leg repaired, etc.

I'm very proud to be a past president of WOCO, it was a time consuming but rewarding experience, made easier by the vast amount of experience and guidance provided by the “old timers” of the club.

I'm often humbled by the amount of volunteering and the impact that our club has on the community. We have an amazing amount of knowledge and experience in the club. I'm happy to see that we are all willing and eager to share our expertise while continuing to learn new things.

CHAIR RISERS

Chris Parsons at the Arthritis Foundation reports that they are working through their inventory of chair risers and could use another batch. When i contacted Chris in early February, he estimated they had enough to last a month and would be grateful for any additional sets we can supply.

Thanks for your help!

David Madison
614-208-2664
dpm4253@aol.com

2014-2015 WOCO Activities

Shop Tours – We will plan more tours this spring but will schedule only one or two at a time. Please let me know if you will open your shop for our members.

Woodworking Show -- The show in Columbus was held on **January 30 & 31, and February 1, 2015**. The show was well attended and we signed up several new members. Our booth location was excellent and we had lots of traffic. Kids made approximately 60 tic-tac-toe games and we collected over \$100 in donations. The demonstrations were a good draw with lots of questions and answers for participants. Kudos to all booth workers and skill demonstrators for your willingness to devote time and energy to the WOCO booth. Your participation made for an outstanding show and really helped put our club's best foot forward. Thank you, Thank you, Thank you!!!

Field Trips – While at the wood show I discussed a mill tour with the folks from Almendinger Sawmill in Johnstown. They would be delighted to have our group come out on a Saturday and tour the mill. They offered to give us lots of cut offs to use for toys. They also have a large supply of “shorts” in several species at about \$5.00 each as well as their regular lumber stock. They suggested waiting for better (and warmer) weather since the mill is very muddy now.

Education – Coordinating with Gary Warchock to provide learning/sharing opportunities. One idea is to have activities planned in conjunction with shop tours. Conduct demos of techniques, tools, and processes by members in their shops. Suggestions are encouraged and welcome.

Karl Hans

Member Services

The next time you attend a WOCO meeting I would ask you to take a look around and contemplate the number of different people who are enjoying what's happening. Every one of those in attendance come to these meetings because they love learning more about working with wood and being able to do so in the company of a room full of folks who share their interest and enjoy the camaraderie that WOCO membership generates. Then ask yourself how did they discover WOCO in the first place? There is probably a different story that each one of them could tell, but the common thread among everyone is that each received some sort of communication. It might have been from a news article they read, from a computer search, or from a brochure found at a local wood working store. Most likely though, they heard about WOCO by word-of-mouth, and responded to an invitation to come and join in the WOCO experience. How about you? Have you asked someone to come and experience WOCO recently? Wouldn't you like to do for someone else what someone did for you? So, how about it. The next time you meet someone that you think might enjoy it as much as you do, encourage them come to the next WOCO meeting. Chances are that someone will be very glad you did!

Steve Sattler
740/363-8018



Profile of Mike Quinn



I grew up outside of Boston MA and received a BS in Chemistry from Boston College. I spent my entire career in Industrial Coating working in New Jersey, California, North Carolina, Kentucky and last in Columbus. As Vice President, Business Unit Manager for Akzo Nobel, Dutch Company, the world's largest coatings manufacturer retiring in 2002. My wife Ann and I have three sons and 4 grandchildren.

During my working years I did a little woodworking but never had time to get deeply involved in woodworking. After retirement I invested in woodworking equipment and set up a shop in my basement.

I joined WOCO at the Wood Working show in 2004 and became Toy Chairman (with Dan Storhecker) in 2009 and Community Service Chairman and Vice President in 2011. I was elected President of WOCO in 2013.

I enjoy making toys and volunteering at the Furniture Bank. I have made a few furniture pieces, most notably a solid oak large cabinet for my wife's sewing fabric and supplies.

I enjoy the camaraderie and friends I have made through WOCO.

Holiday Toy Program

Congratulations once again to WOCO members for the great success of our Holiday Toy Program in 2014. Because of the record number of toys produced we were able to provide toys to 15 different organizations. All of the groups receiving toys sent their heartfelt thanks for our contributions.

On February 14 I went to Dayton to attend the meeting of the Western Ohio Woodworking Club. While trying not to gloat too much, I congratulated them on their fine effort in the Toy Competition this past year. Even though they came up short in the competition it was very close. A few more or less toys in either direction could have changed the outcome. Needless to say they are more determined than ever to win the Competition for 2015. We'll have to mount another record setting effort to retain the crown.

Has this competition made an impact on our Toy Program? The answer is certainly yes! In the three years before we entered into this competition with the Dayton Club we produced a total of around 5400 toys. In the three years since the competition began, we've made more than 10,700 toys – almost twice as many. Between the two clubs, in the three years of the competition we've donated more than 23,000 toys to children in need. Both of our groups can be very proud of that.

However, in spite of our efforts, our participation rate remains unchanged at about 40%. I'd like to see every member contribute at least a few toys. If you'd like to get involved this year contact me (mikequinn@columbus.rr.com) and I can either put you in touch with one of our toy making groups near you or point you toward patterns and plans to help you get started on your own.

By making toys you can impact the life of a child you'll probably never know in way you can't begin to imagine.

DELAWARE GROUP

In an attempt to lighten the work load on the hosts of the shops where we meet to build toys, it has been agreed that in the future every different toy which we commit to build in a given year will have a volunteer Termite who will act as its Toy Coordinator. These individuals will ensure the pre-planning for each toy (plans, materials, accessories, production, etc.) will be done in coordination with the shop owner in which it will be constructed. In addition, in order to increase the amount of time individual Termites will have to work on toys in their own shops or in local groups, we will work together on 3 consecutive weeks and then skip the 4th week starting Thursday, March the 12th.

A special thanks to shop hosts Don Wenzlik, Dan Martin, Dan Strohecker, and Mike Quinn for their generosity in opening their shops to fellow Termites in support of WOCO's annual Christmas Toy Project and chair riser production.

Members of WOCO who would like to work with the Termite Group are encouraged to contact group coordinator Steve Sattler (740/363-8018) for additional information.

Steve Sattler

Library Update



The WOCO library list, with the newest updates, is now on our new web site. The new list can be sorted by Media Name, Author Name or Media Type. The Club has over 100 DVDs, 165 books and 60 VHS tapes. There are 50 items checked out at this time, many of which will be returned at the next meeting. So take a look the Library on our web site www.wocoweb.org. We have several new additions to the library, including "Google Sketch-Up Guide for Woodworkers."

See you at the March Meeting.

John Herrel

The Club Librarian

We're on the web!
www.wocoweb.org

Committee Chairs Selected

We are interested in providing value for our club members in the form of presentations, demonstrations, field trips, guest speakers, programs, discounts, education, and participation in various community service projects such as Chair Risers, the Furniture Bank and the Christmas Toy Project.

To further these goals, the following WOCO members have agreed to serve as committee chairperson. If you have questions, ideas or concerns, please contact the respective chairperson or one of the officers.

You can assist these individuals by letting them know your thoughts and ideas. Please share them – your feedback helps mold our club to be the best it can be.

We look forward to hearing from you!

Committee Chairs

Meeting and Program – Gary Warchock (216) 316-2122

Communications – Joe Zagula (740) 392-6744

Member Services – Steve Sattler (740) 363-8018

Community Service – Mike Quinn (614) 319-4718

Activities – Karl Hans (614) 771-0390

I-70 Woodworkers Group

The I-70 group met on January 17 and created a preliminary list of 20 different toys we want to make for the 2015 toy drive. If all goes as planned, we will probably add to that list later on. Thanks to this newsletter, two new members will be joining our efforts this year. At the moment several of our members are making toy parts in their own shops, anticipating chance to gather at Mary Kay's for assembly. A splinter group of 4 or 5 are also meeting on Friday's and have got a good start on some cube puzzles, block sets, and slide-top boxes.

We always have room for more hands. Because we have working as well as retired helpers, we meet many Saturday mornings from 9:00 to 12:30. We have beginners as well as master woodworkers, men and women. If you'd like to join us, please contact Mary Kay at meriground@yahoo.com or me at bowdavis@msn.com.

Don Davis

CNC Sub-Group

The first meeting of the CNC sub-group was held on 24 January 2015. There were seven members present. Experience levels of members varied from those that designed and built their own CNC machine, to buying a complete system, and those wanting to get their feet wet before plunging in. John Herrel brought and showed many items he has made using his home built machine. The quality and variety of items that John made was astonishing.

Brian Blum of BuildMore Workshop, 6196 Wilcox Road, Dublin, Ohio, 43016, introduced what is available at his community workshop. The ability to use several different CNC machines before one builds or purchases an CNC machine is a great opportunity. In the case of needing a large CNC machine for a special project, the ability to use one at BuildMore Workshop is a time and money saver. The 2015 CNC WorkShop, June 15-19, this year will be hosted by TechShop Detroit, 800 Republic Drive, Allen Park, Michigan, 48101. This is the annual show/conference of non-commercial CNC enthusiasts in the eastern states. Previously hosted by Cardinal Engineering and Village Press. Both John Herrel and myself have regularly attended this conference.

The next meeting of the CNC sub-group will be 21st March 2015, at 9:00AM at BuildMore WorkShop. See you there!

Marc Pohm



RON HERMAN'S SCHOOL OF WOODWORKING

Check out our new Spring 2015 schedule!

Thank you for your interest in 2014! Our new class schedule is out and we're taking reservations! Classes will be held at the Columbus, Ohio mill. Check out our Seminars/Workshops page on our web site for course descriptions and registration. There is a limit of eight people per class, except for Lathe Basics, which has a limit of four.

- Feb. 8: Metal Planes by the Numbers - 8 hrs**
- Feb. 9: Fettle and Tune a Metal Plane - 8 hrs**
- Feb. 21: Introduction to Molding - 8 hrs**
- Feb. 22: Advanced Molding - 8 hrs**
- Mar. 7: Chisels, Drawknives and Spokeshaves - 8 hrs**
- Mar. 8: How to Rehandle a Chisel - 8 hrs**
- Mar. 21: Hand-Saw Basics - 8 hrs**
- Mar. 22: Hand-Saw Sharpening - 8 hrs**
- Mar. 23: Hand-Saw Smithing - 8 hrs**
- Apr. 11: Basic Dovetails with Chuck Bender! - 8 hrs**
- Apr. 12: Advanced Dovetails with Chuck Bender! - 8 hrs**
- Apr. 25&26: Understanding Wood (includes Sawmill Sunday!) - 16 hrs**
- May 2: Build Your Own Sawyer's Bench - 8 hrs**
- May 3: Build Your Own Saw Till - 8 hrs**
- May 16: Lathe Basics & Turn an Acorn - 8 hrs**
- Jun. 6: Basic Joinery – 15 Popular Joints - 8 hrs**
- Jun. 7: The Joinery Challenge - 8 hrs**

Materials included. Eight-hour classes are \$180 (except for the Sawyer's Bench and Saw Till workshops, which are \$200 and the two-day Understanding Wood course, which is \$220). 8-hour classes include lunch.

Check out our website for more details and to register:

www.woodworkingwithron.com

or contact us at info@woodworkingwithron.com or (614) 262-4792

\$25 discount on all classes for active WOCO members!

Please email info@woodworkingwithron.com before registering to receive the reduced rate.

Thanks, WOCO friends, for your support!

We also sharpen and fettle tools and provide tool appraisal services.

MARCH MACHINE MADNESS

Two Great Brands, Both on Sale!

Save on Every Steel City & Laguna Machine



10%
OFF
25%
OFF



1181 Claycraft Road, Columbus OH 43230

(614) 575-2400

woodwerks.com

WOODCRAFT®

AN EXCITING & FREE EVENT !!!

WOODWORKING FOR FISHERMEN

SATURDAY, FEBRUARY 28 10AM – 3PM

LEARN HOW TO DO IT RIGHT WITH EXPERTS

ED KITCHEN & AARON MONROE

**10AM: ED DEMONSTRATES STEPS OF HOW TO BUILD YOUR OWN SPINNING ROD
ALONG WITH INFORMATION ON BUILDING YOUR OWN WRAPPING STATION**

**1PM: AARON DISCUSSES THE PROCESS & EQUIPMENT FOR STEAM BENDING WOOD.
HE ALSO DEMONSTRATES UTILIZING STEAM BENDING TECHNIQUES TO
CONSTRUCT GREAT HAND-MADE WOODEN TROUT NETS.**

A REWARDING CLASS WITH MASTER BOWYER TOM TURGEON!!!

**3 DAY BAMBOO – BACKED TRADITIONAL LONG BOW BUILDING AND
FINISHING CLASS**

FRIDAY, SATURDAY & SUNDAY: MARCH 27, 28 & 29

FEE: \$550

CALL WOODCRAFT AT

614-273-0488

TO REGISTER

WOODCRAFT

1077 BETHEL ROAD

COLUMBUS, OHIO 43220

614-273-0488

JIM, RUTH & OUR WOODCRAFT STAFF



WOCO web site <http://www.wocoweb.org/>

Visit these retailers who support our club:

Woodcraft

1077 Bethel Rd.
Corner of Bethel & Kenny Roads
Columbus
(614) 273-0488

Woodwerks & Rockler

1181 Claycraft Rd.
Columbus
(614) 575-2400

Woodline USA

Router Bits
(800) 472-6950

**WOCO and other meetings:
Woodworkers of Central Ohio**

Mar 14, 2015 8:30 a.m.-12 p.m.
At Spring Road Church of Christ
74 S. Spring Rd.
Westerville

Central Ohio Woodturners

Call Paul Courtright (740) 363-6042
Nancy Kerns — (614) 920-1184
For location and times
www.centralohiowoodturners.org

**Columbus Chippers Carving
Club**

Meets 1st and 3rd Tuesday of each
month at 7:00pm

Plane News is a publication of the

Woodworkers of Central Ohio

5693 Piermont Court
Westerville OH 43082

Meetings are held on the second Saturday of
September, November, January, March and May
8:30 a.m.-12:00 p.m. at Spring Road Church of
Christ, at 74 S. Spring Road, Westerville

President: Mike Quinn (614) 319-4718
Vice President: Dan Martin (740) 965-3897
Treasurer: Michael Ware (614) 523-1887
5693 Piermont Court
Westerville OH 43082
Librarian: John Herrel (614) 263-4832
Editor: Joe Zagula (740) 392-6744

**The deadline for newsletter
articles is the 15th of the
month before the next
meeting.**

Send newsletter articles to :

Joe Zagula, Editor
jzagula@hotmail.com
(740) 392-6744

Annual dues are \$25 per year, which
includes digital copies of the newsletter.

Send your feedback and ideas about what you would
like to see in the WOCO newsletter to Joe Zagula at
jzagula@hotmail.com.